

SurveyHost Client Access

[Back to Home](#) [Log Off](#)

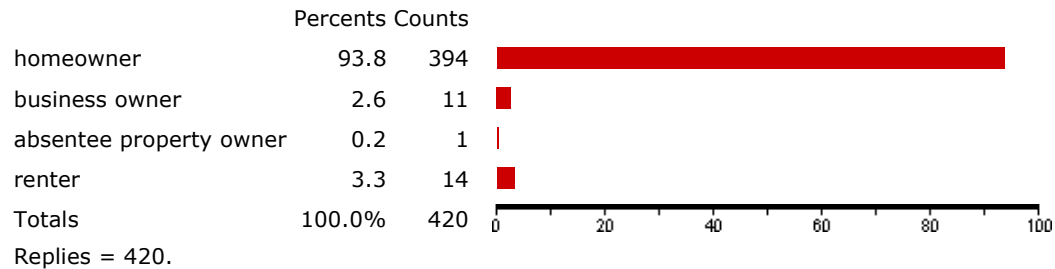
| |
|--|
| Survey name: Howland Township Community Survey |
| Survey URL: http://www.surveymhost.com/howland/ |
| Survey mode: LIVE |

Instant Report

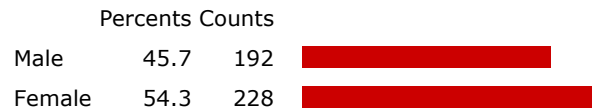


Respondent activity to date:

(1) Q1: I am a Howland Township:

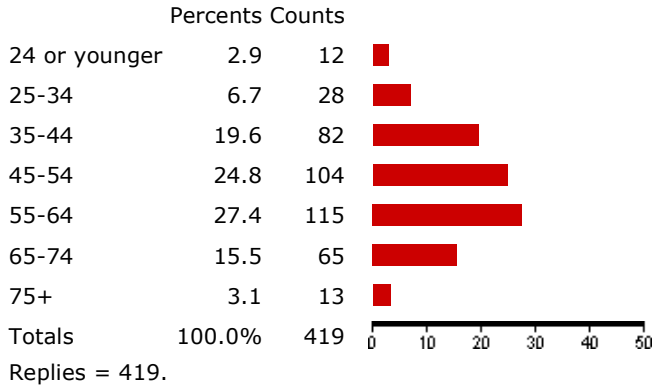


(2) Q2: Your gender:

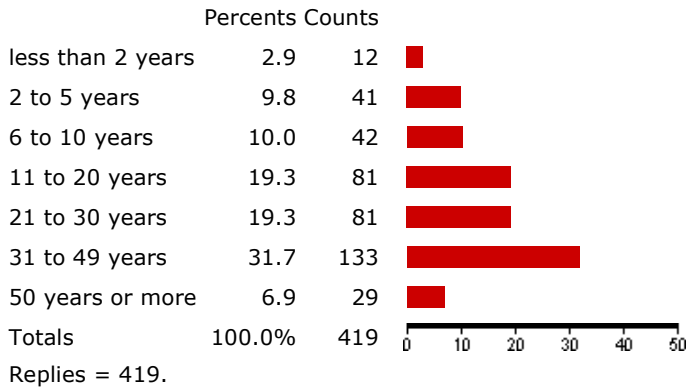


Totals 100.0% 420
 Replies = 420.

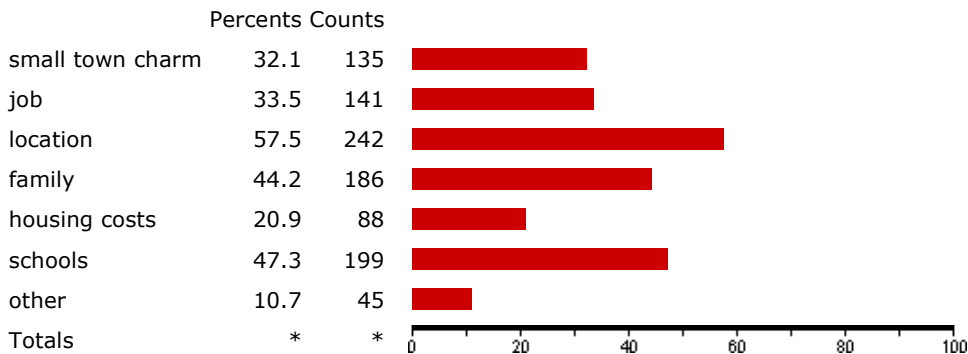
(3) Q3: Your age:



(4) Q4: How long have you been a resident of Howland Township?

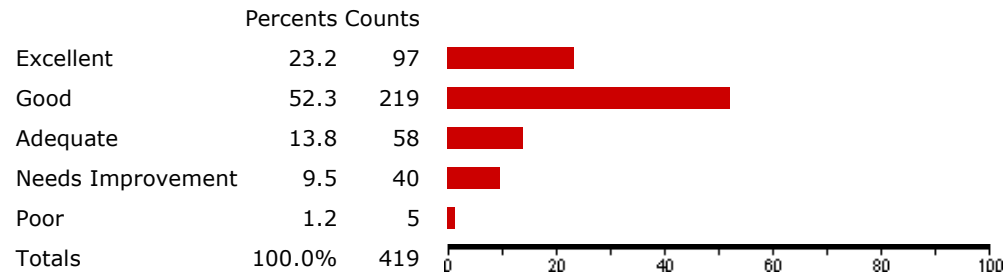


(5) Q5: Why do you live here? (check all that apply)



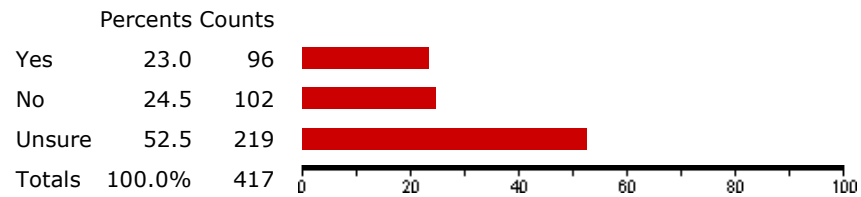
* Multiple answer question so totals not meaningful. Replies = 421.

(6) Q6: How do you rate the "Quality of Life" in Howland Township



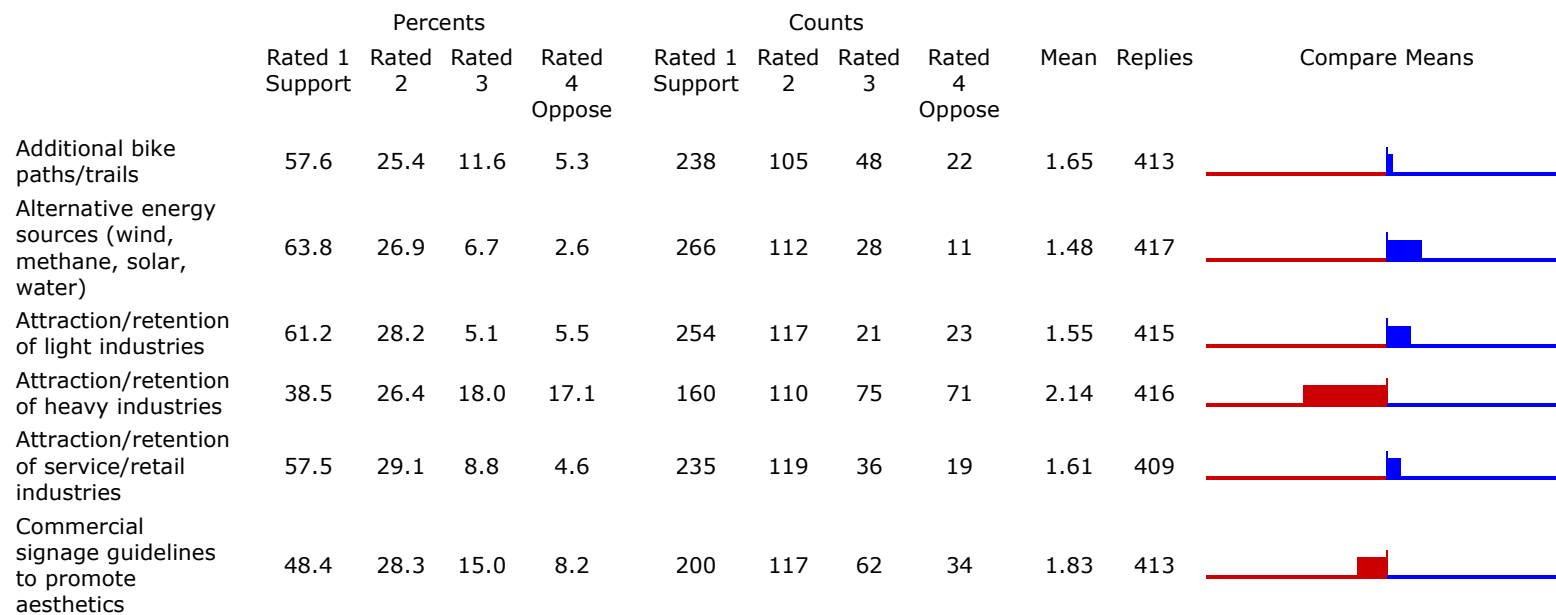
Replies = 419.

(7) Q7: Do you feel there is a clear vision for Howland Township?



Replies = 417.

(8) QG1: Is there a need for the various activities in Howland Township?



| | | | | | | | | | | | |
|---|------|------|------|-----|-----|-----|----|----|------|-----|--|
| Develop "Welcome to Howland Township" community gateways in key locations | 39.4 | 31.5 | 19.5 | 9.6 | 164 | 131 | 81 | 40 | 1.99 | 416 | |
| Efforts to keep youth and young adults in the Township | 74.7 | 19.6 | 4.3 | 1.4 | 313 | 82 | 18 | 6 | 1.32 | 419 | |
| Extend public water and sewer | 59.7 | 24.9 | 11.0 | 4.3 | 249 | 104 | 46 | 18 | 1.60 | 417 | |
| Preservation of Natural Resources, e.g., farmland, woodlands, etc. | 60.6 | 28.9 | 8.6 | 1.9 | 254 | 121 | 36 | 8 | 1.52 | 419 | |
| Historic preservation of buildings | 46.6 | 34.4 | 13.2 | 5.8 | 194 | 143 | 55 | 24 | 1.78 | 416 | |
| Commercial corridor streetscape improvements | 52.4 | 31.0 | 12.5 | 4.1 | 218 | 129 | 52 | 17 | 1.68 | 416 | |
| Park development and improvements | 64.5 | 25.7 | 7.2 | 2.6 | 269 | 107 | 30 | 11 | 1.48 | 417 | |
| Promote better building design | 40.0 | 40.0 | 14.8 | 5.3 | 167 | 167 | 62 | 22 | 1.85 | 418 | |
| Recreation programs for youth and adults | 63.1 | 27.8 | 7.4 | 1.7 | 263 | 116 | 31 | 7 | 1.48 | 417 | |
| Residential street improvements (landscaping, lighting, curbs, sidewalks) | 61.1 | 25.1 | 9.8 | 4.1 | 256 | 105 | 41 | 17 | 1.57 | 419 | |
| Tourism/festival development | 37.4 | 38.1 | 17.5 | 7.0 | 156 | 159 | 73 | 29 | 1.94 | 417 | |

Worse ← | → Better

(9) QG2: Rate Howland Township's overall appearance in the following areas:

| | Percents | | | | Counts | | | | Mean | Replies | Compare Means |
|------------------------|-------------------|---------|---------|--------------|-------------------|---------|---------|--------------|------|---------|---------------|
| | Rated 1 Excellent | Rated 2 | Rated 3 | Rated 4 Poor | Rated 1 Excellent | Rated 2 | Rated 3 | Rated 4 Poor | | | |
| Residential Properties | 16.9 | 71.0 | 11.4 | 0.7 | 71 | 298 | 48 | 3 | 1.96 | 420 | |
| Commercial Buildings | 9.9 | 71.4 | 16.8 | 1.9 | 41 | 297 | 70 | 8 | 2.11 | 416 | |
| Industrial Buildings | 3.9 | 51.2 | 40.0 | 4.9 | 16 | 209 | 163 | 20 | 2.46 | 408 | |

| | | | | | | | | | | | |
|---|------|------|------|-----|-----|-----|----|---|------|-----|--|
| Institutional (Hospitals- Churches- Government) Buildings | 33.4 | 58.7 | 7.2 | 0.7 | 140 | 246 | 30 | 3 | 1.75 | 419 | |
| Parks and Recreational Outlets | 32.0 | 56.3 | 10.0 | 1.7 | 134 | 236 | 42 | 7 | 1.81 | 419 | |

Worse ← ————— → Better

(10) Q30: Some communities are using "conservation subdivisions" or "cluster development." These subdivisions typically have smaller lots with common open space and natural features of the land are maintained a

| | Percents | Counts | |
|-----------------|----------|--------|--|
| Strongly Favor | 10.2 | 42 | |
| Favor | 29.3 | 121 | |
| Neutral | 35.6 | 147 | |
| Oppose | 16.2 | 67 | |
| Strongly Oppose | 8.7 | 36 | |
| Totals | 100.0% | 413 | |

Replies = 413.

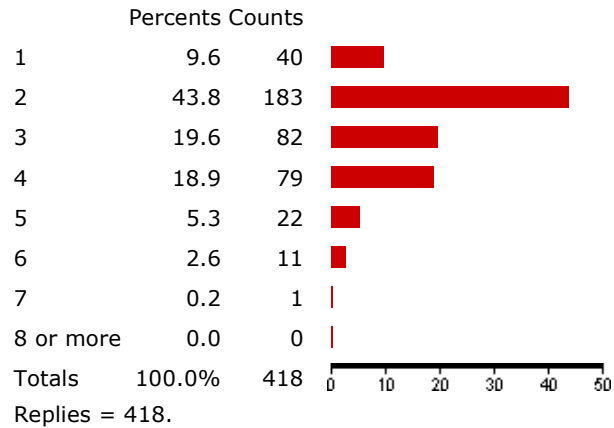
(11) QG3: Please rate the following community service or quality.

| | Percents | | | | Counts | | | | Mean | Replies | Compare Means |
|--|----------------------|---------|---------|-----------------|----------------------|---------|---------|-----------------|------|---------|---------------|
| | Rated 1 Excellent | Rated 2 | Rated 3 | Rated 4 Poor | Rated 1 Excellent | Rated 2 | Rated 3 | Rated 4 Poor | | | |
| fire and emergency medical services (EMS) | 71.5 | 25.1 | 3.1 | 0.2 | 299 | 105 | 13 | 1 | 1.32 | 418 | |
| police protection | 53.6 | 35.6 | 6.5 | 4.3 | 224 | 149 | 27 | 18 | 1.61 | 418 | |
| limb removal | 38.9 | 46.4 | 11.5 | 3.1 | 162 | 193 | 48 | 13 | 1.79 | 416 | |
| snow removal | 36.1 | 44.5 | 13.2 | 6.2 | 151 | 186 | 55 | 26 | 1.89 | 418 | |
| street conditions | 8.8 | 55.8 | 26.5 | 8.8 | 37 | 234 | 111 | 37 | 2.35 | 419 | |
| street lighting | 11.0 | 42.9 | 31.2 | 15.0 | 46 | 180 | 131 | 63 | 2.50 | 420 | |
| water service/quality | 28.7 | 49.8 | 17.2 | 4.3 | 120 | 208 | 72 | 18 | 1.97 | 418 | |
| sanitary sewer service | 26.5 | 48.0 | 16.2 | 9.3 | 111 | 201 | 68 | 39 | 2.08 | 419 | |
| storm sewer systems | 12.7 | 44.5 | 25.8 | 17.0 | 53 | 186 | 108 | 71 | 2.47 | 418 | |
| zoning | | | | | | | | | | | |

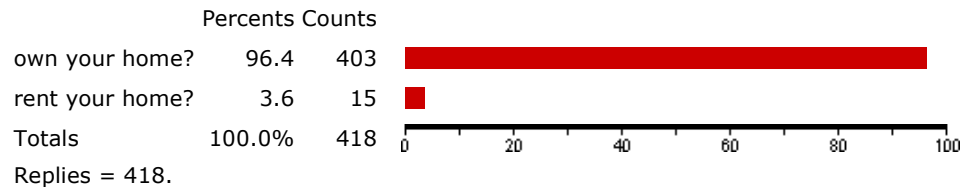
| | | | | | | | | | | | |
|--|------|------|------|------|-----|-----|-----|-----|------|-----|--|
| regulations and enforcement | 11.8 | 50.6 | 24.0 | 13.7 | 49 | 211 | 100 | 57 | 2.40 | 417 | |
| government responsiveness | 16.4 | 49.9 | 21.4 | 12.3 | 68 | 207 | 89 | 51 | 2.30 | 415 | |
| parks and recreation opportunities | 29.9 | 51.9 | 14.8 | 3.3 | 125 | 217 | 62 | 14 | 1.92 | 418 | |
| senior citizen programs | 21.0 | 57.7 | 18.1 | 3.2 | 85 | 233 | 73 | 13 | 2.03 | 404 | |
| youth programs | 18.8 | 52.3 | 24.0 | 4.9 | 77 | 214 | 98 | 20 | 2.15 | 409 | |
| cultural and entertainment opportunities | 4.1 | 38.0 | 43.3 | 14.6 | 17 | 159 | 181 | 61 | 2.68 | 418 | |
| job opportunities | 1.0 | 19.6 | 50.0 | 29.4 | 4 | 82 | 209 | 123 | 3.08 | 418 | |
| health care professionals (physicians, dentists, etc) | 36.1 | 53.1 | 9.3 | 1.4 | 151 | 222 | 39 | 6 | 1.76 | 418 | |
| short and long-term health care (hospitals and extended care facilities) | 25.1 | 53.5 | 16.5 | 5.0 | 105 | 224 | 69 | 21 | 2.01 | 419 | |
| public and private schools | 43.1 | 45.2 | 8.4 | 3.3 | 180 | 189 | 35 | 14 | 1.72 | 418 | |
| day care facilities | 16.6 | 62.4 | 17.4 | 3.6 | 64 | 241 | 67 | 14 | 2.08 | 386 | |
| flow of traffic on main routes | 3.6 | 34.5 | 35.3 | 26.6 | 15 | 144 | 147 | 111 | 2.85 | 417 | |
| cemetery facilities | 19.4 | 60.8 | 16.9 | 3.0 | 78 | 245 | 68 | 12 | 2.03 | 403 | |
| design and "look" of commercial corridors | 6.5 | 55.3 | 28.7 | 9.4 | 27 | 229 | 119 | 39 | 2.41 | 414 | |
| recycling programs | 34.3 | 40.8 | 14.0 | 10.9 | 142 | 169 | 58 | 45 | 2.01 | 414 | |
| litter control | 13.0 | 52.8 | 24.6 | 9.6 | 54 | 219 | 102 | 40 | 2.31 | 415 | |
| animal control | 12.7 | 50.8 | 23.7 | 12.7 | 53 | 212 | 99 | 53 | 2.36 | 417 | |
| housing at various price points | 20.7 | 60.3 | 14.2 | 4.8 | 86 | 251 | 59 | 20 | 2.03 | 416 | |

Worse ← | → Better

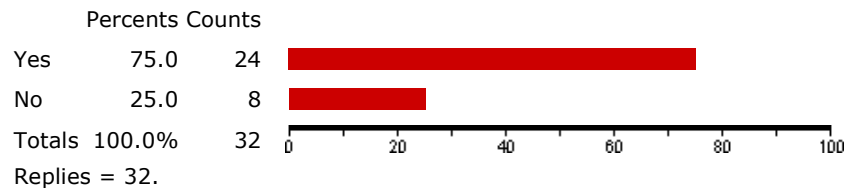
(12) Q63: Total number of persons living in household:



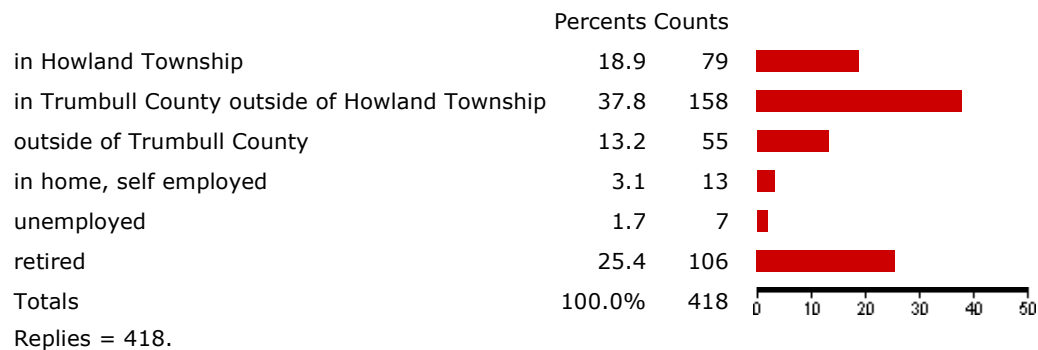
(13) Q64: Do you:



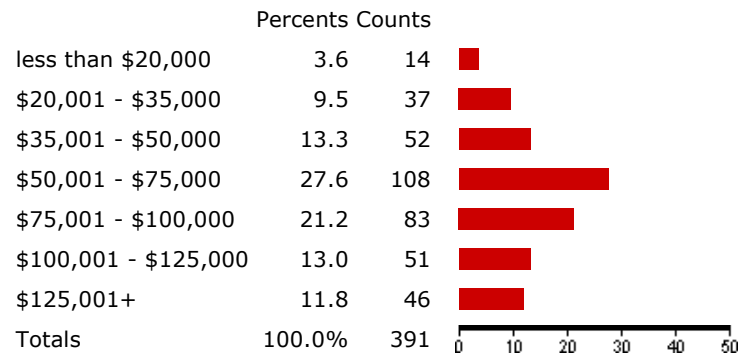
(14) Q65: If you rent, would you consider buying a home in the area?



(15) Q66: Place of employment (Check ONLY ONE)

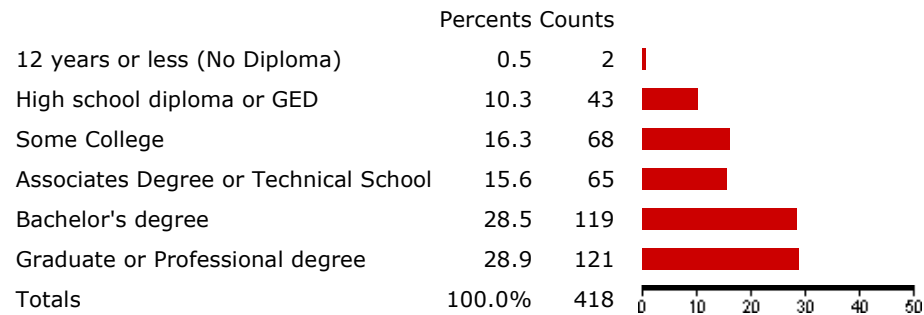


(16) Q67: Total yearly household income:



Replies = 391.

(17) Q68: What is the highest level of education you / other adult member of the household have completed? (Check ONLY ONE)



Replies = 418.

